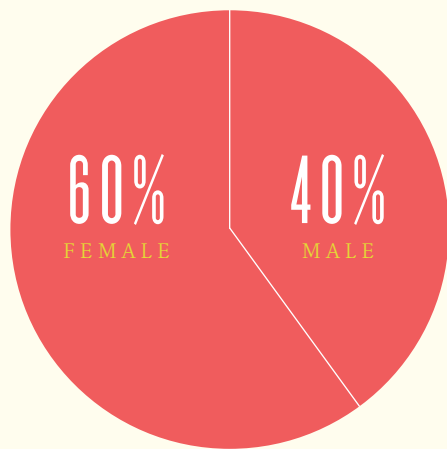
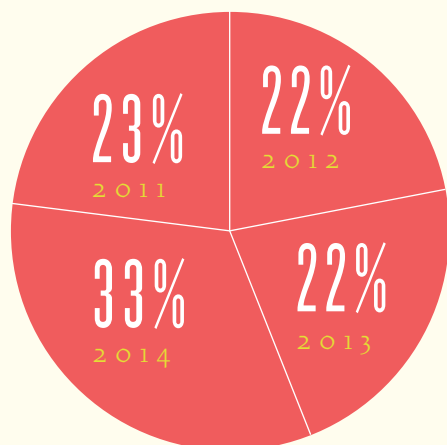


TOTAL: 425

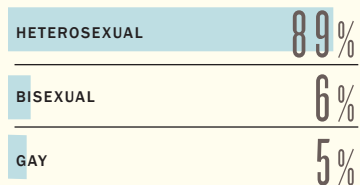
GENDER



CLASS YEAR



SEXUAL ORIENTATION



63

PERCENT

say they are or plan to be affiliated with a GREEK ORGANIZATION.

The Millennial Mindset

A survey of the student body reveals the cares, complaints and connectivity of a generation.

PHOTOGRAPHY BY JOHN SHERMAN

We know who the ear-budded, YouTube-ing, Bluetooth-seeking denizens of the Dartmouth campus are. They're Millennials, demographer-speak for anyone born since 1981. But what makes them tick? What do they want out of life? What do they *think*?

To find out, we asked them. In an online student survey conducted by *DAM*, we posed more than 50 questions about their attitudes, politics, sex lives, study habits and more. We also conducted interviews with another 85 students, some of whom appear on these pages.

The answers indicate a well-connected student body. "Our generation is best defined by the concept of a cell phone," says Zhiqian "Chen" Li '14 of Birmingham, Alabama. "It's the constant connection to other people that defines how we operate." They're also full of motivation and optimism. "Our generation is defined by ambition—the drive, desire and confidence to change the world for the better," says Trevelyan "Trevy" Wing '13 of Falmouth, Massachusetts.

Although illuminating, the interviews and anonymous survey results are not definitive, and it would be a mistake to read too much into them. Our approach wasn't overly scientific: Interview candidates were enticed with free food, and the survey was e-mailed—with help from Student Assembly—to the undergraduate student body in mid-October and garnered a 10-percent response rate.

In many ways, the students of today are just like those who crisscrossed the Green in decades past. They come to college to learn, and while in Hanover they come of age. But according to the formidable research conducted by the Pew Research Center, Millennials are more liberal, more diverse, less religious and more educated than those who've come before them. Today's student body fits the bill, and although our look at Dartmouth students circa 2011 is but a snapshot, we hope you find it a revealing one.



CURIE KIM '13
Seoul, Korea
Philosophy



ANISE VANCE '11
San Diego, California
Senior Fellow



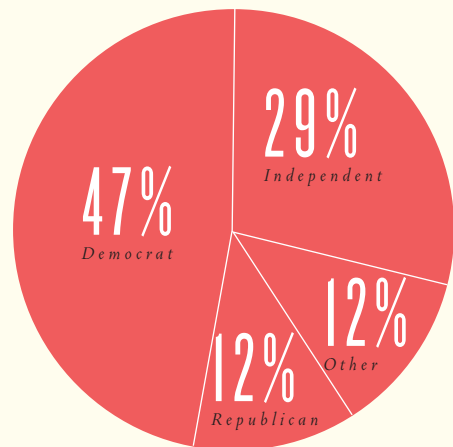
JULIANNA SCHEIMAN '11
Ann Arbor, Michigan
Engineering Physics



GABE DORFSMAN-HOPKINS '13
Durham, New Hampshire
Math & Comparative Literature

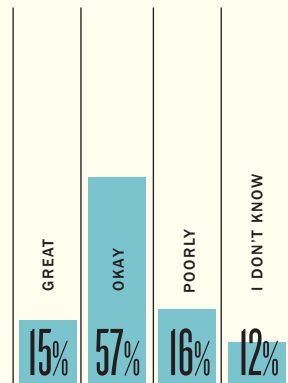
Students pictured are not necessarily survey respondents.

POLITICAL AFFILIATION




► Only 8 percent of women identify themselves as Republican.

HOW DO YOU THINK PRESIDENT OBAMA IS DOING?



► A higher percentage of women (75 percent) than men (67 percent) give Obama a positive rating.

SHOULD THE UNITED STATES PULL ITS TROOPS FROM AFGHANISTAN?



► 49 percent of the class of 2013 responded yes; 30 percent of the class of 2011 responded yes.

► A higher percentage of women (44 percent) than men (31 percent) are undecided about Afghanistan.

91

PERCENT THINK ABORTION SHOULD REMAIN LEGAL.


27

PERCENT SUPPORT MANDATORY MILITARY OR COMMUNITY SERVICE FOR ALL U.S. CITIZENS.


75

PERCENT SUPPORT THE RIGHT OF ILLEGAL IMMIGRANTS TO GAIN U.S. CITIZENSHIP.

WHOM DO YOU BLAME FOR THE ECONOMIC MESS?



WHEN WILL THE ECONOMY REBOUND?



WHAT DO YOU THINK ABOUT HUMAN NATURE?

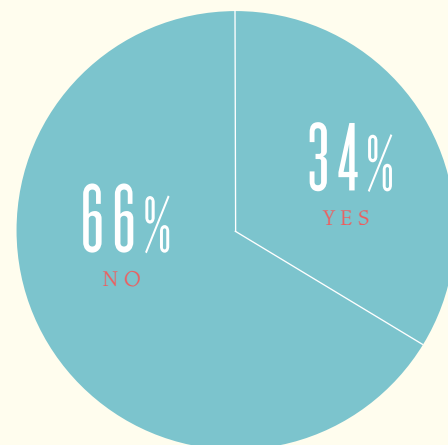


► Members of the class of 2014 (77 percent) are more likely than any other class to say people are inherently good.

► Women are more positive in their response: 75 percent (vs. 66 percent of men) think people are inherently good.

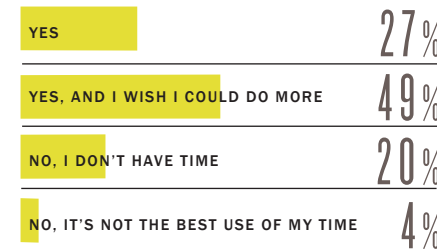
► Men are much more likely to never think about this than women (13 percent vs. 5 percent).

DO YOU SUPPORT THE DEATH PENALTY?



LILIANA MA '14
Princeton Junction, New Jersey
Undecided

DO YOU DO ANY VOLUNTEER WORK TO HELP OTHERS?



► One of every three members of the class of 2012 says he or she does volunteer work, the highest percentage of any class.

54

PERCENT EXERCISE

1 to 4 hours per week.

► 24 percent exercise 5 to 7 hours per week.

► 22 percent exercise more than 7 hours per week.



MICHAEL ODOKARA-OKIGBO '12
Portland, Maine
History & Global Health

WHICH BEST DESCRIBES YOUR SEX LIFE?

| | I HAVE NO SEX LIFE | I HOOK UP WHEN POSSIBLE | IN AN EXCLUSIVE RELATIONSHIP WITH SOMEONE I LOVE |
|-------|--------------------|-------------------------|--|
| ALL | 40% | 36% | 24% |
| MEN | 30% | 48% | 22% |
| WOMEN | 48% | 27% | 25% |

- ▶ 15 percent admit they've been unfaithful within a committed relationship.
- ▶ 26 percent say they've never been in a committed relationship.

WHAT IS ESSENTIAL OR IMPORTANT IN SELECTING A SEXUAL PARTNER?

| | PHYSICAL ATTRACTION | SENSE OF HUMOR | INTELLIGENCE | SHARED VALUES |
|-------|---------------------|----------------|--------------|---------------|
| ALL | 93% | 92% | 93% | 84% |
| MEN | 98% | 87% | 87% | 77% |
| WOMEN | 90% | 95% | 97% | 88% |

- ▶ 56 percent of all respondents say they'd be happy to be less attractive "if I could be smarter."
- ▶ 44 percent say they'd gladly shave a few points off their IQs in return for "improving my looks."

48

PERCENT OF WOMEN CLAIM THEY HAVE NO SEX LIFE.

48

PERCENT OF MEN CLAIM THEY HOOK UP WHEN POSSIBLE.

62

PERCENT CLAIM THEY'VE NEVER USED RECREATIONAL DRUGS.

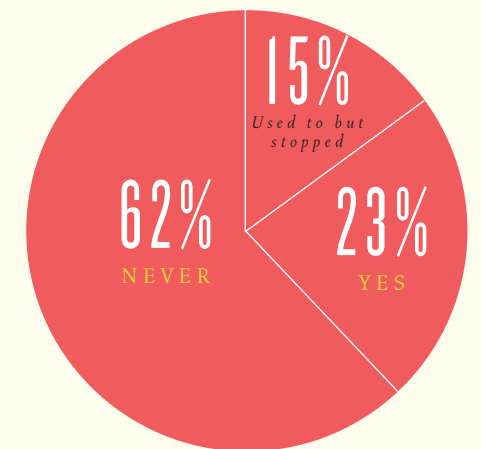
- ▶ 69 percent of women make the claim vs. only 52 percent of men.

THE BEATLES

FAVORITE MUSIC

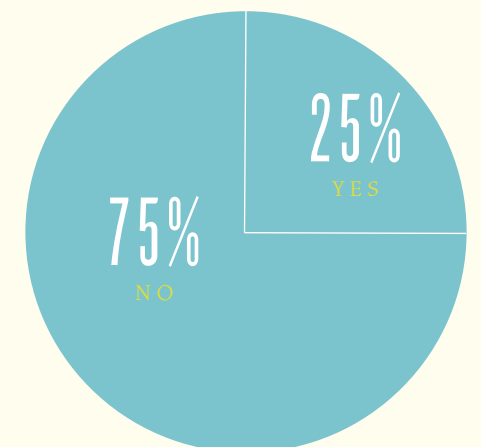
- ▶ Classic rock, classical music, Vampire Weekend and Lady Gaga round out the top five.

DO YOU USE RECREATIONAL DRUGS?



- ▶ Among drug users, 97 percent say they've tried marijuana. This was followed, in order, by "other" drugs (24 percent), mushrooms (18 percent) and cocaine and acid (12 percent each).
- ▶ Marijuana use among drug users was high among all classes; 100 percent of such respondents from the class of 2011 admit to marijuana use.

HAVE YOU USED ANY DRUGS THAT WERE PRESCRIBED FOR SOMEONE ELSE?



- ▶ Other musicians mentioned more than once: Arcade Fire, Ke\$ha, Dave Matthews Band, Death Cab for Cutie, Goo Goo Dolls and Bruce Springsteen.



DUNCAN HALL '13
Hamilton, New Zealand
Geography

JOHN BLEDAY '14
Westwood, Massachusetts
Economics

RACHEL OFORI '14
Lawton, Oklahoma
Government

DO YOU BELIEVE IN A GOD?

| | |
|-------------------------------------|-----|
| YES | 49% |
| NO | 27% |
| NO, BUT I BELIEVE IN A HIGHER POWER | 24% |

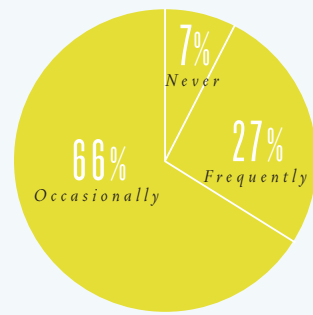
- ▶ 16 percent attend religious services regularly.

32

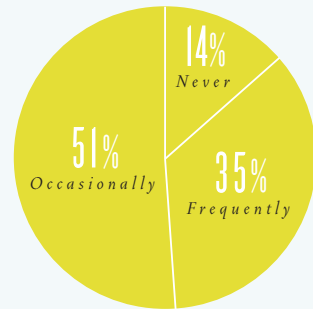
PERCENT believe in an AFTERLIFE.

MOM AND DAD

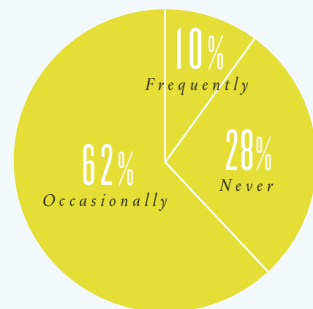
HOW OFTEN DO YOU DISCUSS FINANCES WITH YOUR PARENTS?



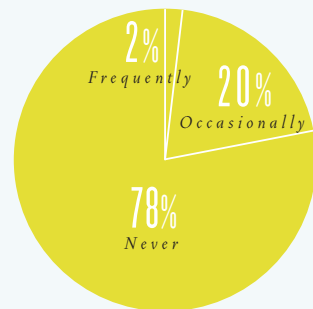
HOW OFTEN DO YOU DISCUSS POLITICS WITH YOUR PARENTS?



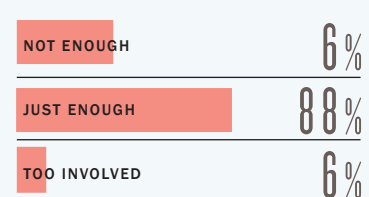
HOW OFTEN DO YOU DISCUSS ALCOHOL/DRUGS WITH YOUR PARENTS?



HOW OFTEN DO YOU DISCUSS YOUR SEX LIFE WITH YOUR PARENTS?



HOW INVOLVED ARE YOUR PARENTS IN YOUR LIFE?



JINGNA ZHAO '12
Manhasset, New York
Biology



CHRIS O'DOWD '13
Denver
Psychology & Economics



JORDAN OSSERMAN '11
Portland, Oregon
Women's & Gender Studies

73

PERCENT
say they'd like to have
CHILDREN.

▶ 21 percent say it's too soon to say if they'll want to have children.

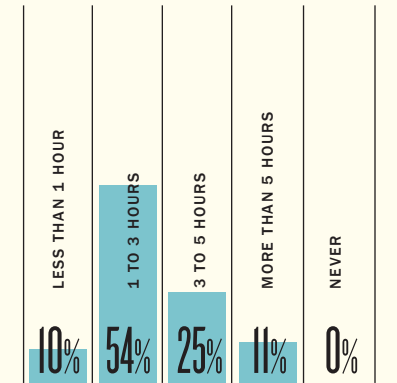
MY TIME AT DARTMOUTH SO FAR HAS BEEN...



▶ A higher percentage of women (17 percent) than men (10 percent) replied "less than expected."

DIGITAL LIFESTYLE

TIME SPENT EACH DAY USING E-MAIL, INSTANT MESSAGING AND SOCIAL MEDIA:



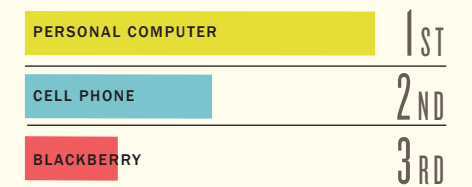
▶ Almost two-thirds of students say they still send handwritten letters and greeting cards.

▶ The rest (39 percent) say, "If I can't communicate electronically, I don't communicate at all."

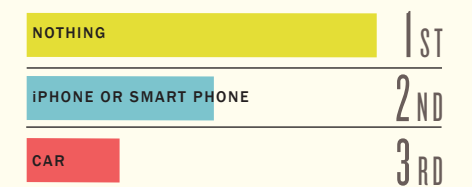
▶ Women are much more likely to send a card or handwritten note than men (71 percent vs. 47 percent).



WHAT ELECTRONIC DEVICE COULD YOU NOT LIVE WITHOUT?



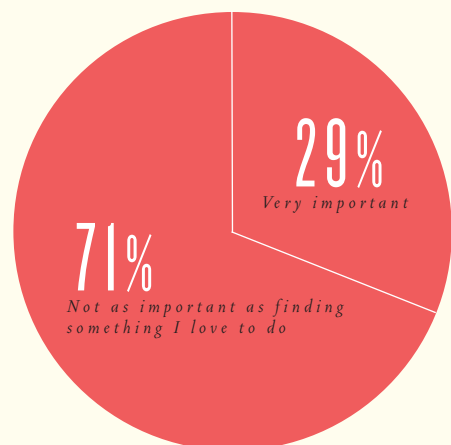
WHAT ELECTRONIC DEVICE ARE YOU LIVING WITHOUT THAT YOU MOST COVET?



▶ Other mentions: waffle-maker, big-screen TV, kettle, electric blanket and "super-realistic sex robot."

CAREER AND FINANCES


HOW IMPORTANT IS IT TO FIND A JOB THAT PAYS A LOT OF MONEY?



► 35 percent of men vs. 25 percent of women say it's very important to make a lot of money.

► Members of the class of 2011—those most likely to be seeking jobs—rate love of work over money at a greater rate (74 percent) than those of other classes.

WILL YOU GRADUATE WITH DEBT?



► Among students who think they'll graduate with no debt, 57 percent are from the two youngest classes.

WHICH IS TRUE ABOUT YOUR FINANCES?



► 43 percent of women say they are never in debt vs. 55 percent of men.

► 25 percent of all respondents admit they aren't very good at tracking where their money goes.

35

PERCENT say their parents give them all the MONEY they need.



SARAH FROSTENSON '11
Monroe, Louisiana
History



CATIE O'SULLIVAN '14
Needham, Massachusetts
Undecided

GLEE

TOP TV SHOW

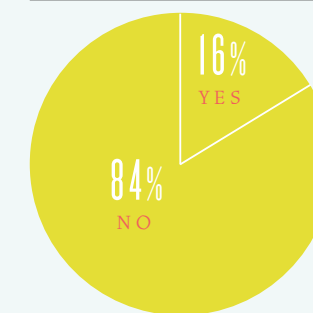
► *House, 30 Rock, The Office* and a three-way tie among *Grey's Anatomy, Mad Men* and *Arrested Development* round out the top five. Other shows with multiple mentions: *Family Guy, Gossip Girl.*



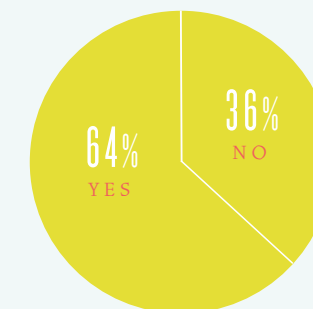
ADEDIPO ADEGUNLE '11
Atlanta
Philosophy

SCHOOL WORK

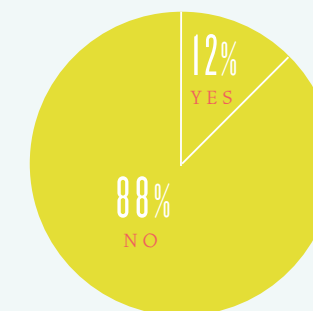
HAVE YOU EVER CHEATED ON AN EXAM OR ASSIGNMENT?



DO YOU KNOW OTHER STUDENTS WHO HAVE CHEATED?

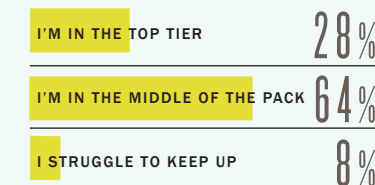


HAVE YOU EVER LIED TO YOUR PARENTS ABOUT YOUR COLLEGE GRADES?



► The class of 2012 had the highest percentage of respondents who admit to cheating (22 percent)—and lying to parents about grades (21 percent).

HOW DO YOU RANK YOURSELF INTELLECTUALLY COMPARED TO YOUR FELLOW STUDENTS?



► The younger the class, the more likely its respondents are to describe themselves as "middle of the pack."

► Only 23 percent of women respondents (vs. 35 percent of men) consider themselves top tier.